



T.B. Scott Free Library

2026 SEED GUIDE

**Includes Growing and
Seed Saving Tips**

The T.B. Scott Seed Library provides starter packets of open-pollinated, non-hybrid seeds of heirloom-variety plants to increase the array of plants grown in our community and to enlarge each Seed Library user's personal seed bank.



Content



Borrow - Garden - Return



Lemon Mint - Herb



Delicatessen White- Kohlrabi



Hungarian Yellow Wax - Sweet Pepper



Aunt Molly's - Ground Cherry



Prairie - Butterflyweed



Detroit Dark Red - Beet



Autumn Beauty - Sunflower



SSE Zinnia Mix



Free Webinars!



Borrow • Grow • Return

Borrow


- Select one "BORROW" seed packet and a "RETURN" seed packet for each of the eight seed varieties available
- Checkout your seeds with the helpful Library staff

Grow

- Grow your seeds

Return

- Harvest your seeds; **keep enough seeds for you to use next year**, about 90%.
- Put the remaining 10% of your seeds into the "RETURN" envelope.
- Return seed packets to the Library to be used next year!





Lemon Mint

(Also known as Bee Balm or Horsemint) Traditionally utilized by Native Americans for both medicinal and culinary applications, the citrus-flavored leaves of lemon mint can be finely chopped and incorporated into fruit jellies. It can also enhance salads or salad dressings or be paired with seafood or chicken. Its stunning purple bracts, found on plants reaching heights of 24-30 inches, are not only aromatic but also vibrant in the fall, making them a favorite among bees.

- Conventional
- Self-seeding annual plants
- 24-30 inches tall
- Purple flower bracts draw in bees
- Aromatic and citrus-flavored leaves

Instructions:

- Sow seeds indoors just below the soil surface.
- Transplant outdoors in early spring, shortly before the last frost.
- Regularly remove spent blossoms to extend the blooming period.
- Start Indoors: 8-10 weeks before the last frost
- Germination Time: 10-20 days
- Outdoor Planting Distance: 12-24 inches apart
- Full sun to partial shade



Delicatess White Kohlrabi

This kohlrabi has it all—juicy, crunchy, and crisp stems paired with a subtly spicy, sweet flavor. The bulbs are light green, varying from round to slightly elongated, while the plants feature light-green petioles with light-purple bases. Their leaves range from light to dark green, primarily elliptical in shape, with the occasional obovate leaf and round-toothed margins. While there is variability among plants, each one maintains uniform leaves. These plants typically grow to a height of 12 to 17 inches and can reach 22 to 28 inches in diameter. The stems measure between 2 inches and just over 2½ inches long and are approximately 2¾ to 3½ inches wide, weighing between 4.7 and 9.5 ounces.


- Conventional


Instructions:

Best grown in cooler weather. Sow seeds outdoors as soon as the soil can be worked and the threat of hard frost has passed. Starting seeds indoors and transplanting is also an option. Plant in full sun or partial shade, as kohlrabi makes an excellent fall crop.

Planting Guidelines:

- **Direct Seed:** 1 inch apart
- **Seed Depth:** ¼ inch
- **Rows Apart:** 12 to 18 inches
- **Thin:** 4 inches apart





Hungarian Yellow Wax Sweet Pepper


- Heirloom, Non-GMO, Open-Pollinated

This pepper is a productive plant that grows 18 to 30 inches tall, producing sweet, slightly hot, banana-shaped peppers up to 6 inches long. While typically harvested when yellow, they are sweetest when fully matured to red. Ideal for various garden spaces, they are versatile for pickling, stuffing, grilling, and salads. These short, bushy plants thrive in various climates and produce large quantities of firm fruits, maturing in about 70 days from transplant. They are suitable for both novice and experienced gardeners. Use sharp pruners or gently twist to detach the fruit, leaving a small stem piece.

Instructions:

- Start indoors 8 weeks before the last frost, sowing seeds $\frac{1}{4}$ inch deep.
- Germination takes about 14 days.
- Plant outdoors in warm soil, spaced 12 to 24 inches apart, in full sun.

To maintain the variety, save seeds from 5 to 20 plants, as a single pepper plant can produce viable seeds.



Aunt Molly's Ground Cherry

Easy to grow and naturally sweet, ground cherries are perfect for a variety of uses, including preserves, pies, and fresh salads. These delightful fruits, measuring $\frac{1}{2}$ to $\frac{3}{4}$ inch, are encased in a brown papery husk and require 70 days from transplanting to harvest. They are organic and prolific. The flavor profile combines tomato, pineapple, and strawberry. Harvest when the fruit naturally falls from the plant.

All parts of the Ground Cherry plant, besides the ripe fruit, are toxic.

Instructions:

- Sow seeds indoors at a depth of $\frac{1}{4}$ inch, six weeks before the last frost.
- Transplant outdoors once the risk of frost has passed, spacing plants 12 to 18 inches apart.
- Expect germination in about 14 days.
- Thrives in full sun; using landscape cloth aids in weed control and assists with fruit collection.



Prairie Butterflyweed

From midsummer to early fall, stunning, bright orange flowers cover butterflyweed. As a native plant of North America, it draws in bees, hummingbirds, moths, and butterflies, serving as a crucial host for Monarch butterflies. When seeds are sown early, blooms will reliably appear in the first year. This plant typically grows to a height of 2-3 feet and thrives in dry, sandy soils as well as well-drained loams.

- Conventional
- Perennial and hardy to zone 4
- Bright orange flowers during summer and fall
- Pollinator-friendly

Instructions

Sow seeds indoors just below the soil surface in pots. Germination occurs without treatment but benefits from cold stratification. Place pots in plastic bags and refrigerate for three weeks. After refrigeration, remove plastic, provide light, and maintain a temperature of 50-75°F. Avoid overwatering. Transplant outdoors when light frost is still a possibility.

- **Start Indoors:** 8-10 weeks before outdoor planting
- **Germination:** 10-40 days
- **Plant Outdoors:** 12-24 inches apart
- **Light Requirements:** Sun or partial shade




Detroit Dark Red Beet

This variety of beet is versatile, producing round, blood-red, 3"-diameter roots. This variety works for fresh eating, steaming, boiling, baking, soup, pickling, and canning.

- Maturity in 60-65 days
- Organic
- Very dark red color
- Prolific
- Stores well

Instructions - Sow seeds outdoors in the spring, as soon as the soil is workable. Seeds will germinate in 5-10 days. For the best harvest, plant at two-week intervals. All parts of the beet plant are edible.

- Direct Seed: 2" Apart
- Seed Depth: 1/2"
- Rows Apart: 20-24"
- Thin: 4-6" Apart






Autumn Beauty Sunflower

These multi-headed flowers are a colorful addition to your garden and showcase a spectrum of colors, from vibrant yellow to rich gold and deep burgundy, with some exhibiting delightful bicolors. Under optimal conditions, a single plant can produce up to two dozen blooms simultaneously, making them perfect for cutting. These plants typically reach a height of 5 to 8 feet.

- **Maturity Duration:** 60 days
- **Type:** Organic
- **Classification:** Annual flowers
- **Height:** 5-8 feet tall
- **Color Range:** From yellow to dark burgundy, including some bicolors

Instructions

- **Sow seeds outdoors** after the last frost.
- Sunflowers thrive in **full sun to light shade** and **well-drained, rich soil**.
- **Provide support** for taller plants.
- **Spacing between seeds:** 6 inches apart
- **Depth:** ½ inch deep
- **Germination Period:** 10-14 days
- **Row Spacing:** 24-36 inches apart



SSE Zinnia Mix

Seed Savers Exchange has crafted a special zinnia mix featuring proven varieties from Applewood Seed Company. These fast-growing plants can reach heights of 30 to 40 inches and produce an abundance of long-lasting, 4 to 5-inch flowers that are ideal for bouquets. Additionally, zinnias are excellent for attracting pollinators to your garden, particularly butterflies.

Instructions:

Sow seeds outdoors after the last frost. Zinnias thrive in well-drained, average soil. Water regularly while keeping the leaves dry. To extend blooming, remove spent blossoms frequently.

- Note: The seeds may have a coating made entirely of food-grade components, designed for better visibility during sowing.
- Direct Seed: 1/8" Deep
- Germination: 5-14 Days
- Thin: 10-12" Apart
- Light: Full Sun



Helpful Resources

On the Web

- www.tbscottlibrary.org/seed-library
Visit the T.B. Scott Free Library's website for a list of recommended seed saving books and more.
- <https://hort.extension.wisc.edu/ask-a-gardening-question/>
Visit the UW Extension "Ask the Gardener" web page to submit your gardening questions to be answered by UW-Extension county-based educators, specialists, or Master Gardeners.
- www.seedsavers.org
Visit Seed Savers Exchange website to find more information about the variety of seeds we selected and others.

Local Contact:

- Art Lersch, Area Extension Director (Langlade, Lincoln, Price, Taylor Counties). Art is able to help get you answers for your gardening needs, including pest control, seed saving, fertilizer, etc. Contact via email, art.lersch@wisc.edu or phone, 715-539-1075
- T.B. Scott Free Library offers a variety of gardening and heirloom seed books.



Free Webinars!

Teaming with Wisconsin Public Libraries, gardening expert Melinda Myers, with sponsor- We Energies, will provide free gardening webinars and activities that the Wisconsin Public Libraries can use from April to June. Webinars can be registered for at:

www.melindamyers.com

Webinars include:

May 6, 2026, 6:30 p.m. - Adding Native Plants to Any Size Gardening Space

June 3, 2026, 6:30 p.m. - Managing Your Landscape with Pollinators in Mind





T.B. Scott Free Library
106 W. 1st St.
Merrill, WI 54452
715-536-7191
www.tbscottlibrary.org

*Produce photos and seed information,
courtesy of **Seed Savers Exchange**,
www.seedsavers.org*