



T.B. Scott Free Library

2025 SEED GUIDE

**Includes Growing and
Seed Saving Tips**

The T.B. Scott Seed Library provides starter packets of open-pollinated, non-hybrid seeds of heirloom-variety plants to increase the array of plants grown in our community and to enlarge each Seed Library user's personal seed bank.



Content



Borrow - Garden - Return



Borage - Herb



German Chamomile - Herb



Autumn Wings - Gourd



Rainbow Mix - Carrot



Prairie Blazingstar



Cardinal Climber



Bird and Butterfly Mix



Free Webinars!



Borrow • Grow • Return

Borrow


- Select one "BORROW" seed packet and a matching "RETURN" seed packet for each of the eight seed varieties available
- Checkout your seeds with the helpful Library staff

Grow

- Grow your seeds

Return

- Harvest your seeds; **keep enough seeds for you to use next year**, about 90%.
- Put the remaining 10% of your seeds into the "RETURN" envelope.
- Return seed packets to the Library to be used next year!





Borage

Beautiful blue star-shaped flowers hang in clusters. The leaves are covered with stiff white hairs that give the plant a wooly appearance. Bees love the abundant bright flowers, which are great for floating in cool drinks at summer parties. Plants grow 2-3' tall and self-sow readily. The flowers can be added to salads or used alongside dishes as edible garnishes. The leaves are also edible and have a slight cucumber flavor.

Instructions - Sow seeds outdoors after the last frost. Direct seed: 1/4" to 1/2" deep in rows that are 24" apart. Thin to 12" apart. Full sun. Prefers average soil, but can also grow in poor soil.

Once the flower petals fall off, you will see (usually four) seeds inside. These seeds start off white, but eventually turn black and fall off. When you see this happening, place a tray or container on the ground beneath the plants and allow the seeds to fall into the tray. Store seeds in a cool, dry place.




German Chamomile

Native to Europe, Africa, and Asia, chamomile has foliage and flowers with such a pleasant fragrance that for centuries these plants have been allowed to self-sow along the edges of paths and walkways where their fragrance can be enjoyed. This herb's graceful plants are 12-20" tall with endless 1" attractive, daisy-like flowers that can be used to make tea.

Instructions - Sow seeds indoors on surface of soil, 8-10 weeks before last frost. Transplant outdoors 8" apart in early spring just before last frost. Chamomile prefers well-drained sandy soil and self-sows freely. Sun/partial shade.

To harvest seeds, wait for the flowers to dry on the stem. Once dry, cut the flowers off and shake them into a paper bag or container to release the seeds from the flower head. Store seeds in cool, dry place for next year.





Autumn Wings Gourd

A great mixture of winged brightly colored ornamental gourds. Easy to grow and durable.

Instructions -Sow seeds 1" deep outdoors after the danger of frost has passed in 12" diameter hills. Space hills 6' apart in all directions. Place 6-8 seeds per hill, thin to 3-4 plants once they start growing. In short season areas, grow from transplants started indoors 8 weeks in advance. Gourds grow well on fences or garden trellises. Full sun.

To collect the seeds, cut open the gourd and remove the seeds. Wash and clean the seeds with water, then spread them out in a dry place and let them dry for a few days. Store seeds in a cool, dry place for next year.





Rainbow Mix Carrot

If you love carrots, this is the mix for you! It contains four wonderfully distinct varieties: 'St. Valery's' (red-orange, sweet, and excellent for storage); 'Cosmic Purple' (purple outside, orange inside, and sweet); 'Solar Yellow' (sunshine-yellow, sweet); and 'Lunar White' (creamy-white, sweet, and productive). All four varieties will delight your palate (and your eyes!) while dressing up your salads, soups, and sides.

Instructions -Sow seeds outdoors 3-4 weeks before last spring frost, or as soon as soil can be worked. Sow seeds 1/4" deep and 1/2" apart. Thin to 2-4" apart. Rows should be 16-24" apart. Carrots are slow to germinate and need steady moisture until germination. Sow successively throughout the season for fresh carrots.

When saving carrot seeds, let the seed heads fully ripen and dry on the plant. Carefully cut the seed heads off of the plant and place them in a paper bag or small container. Store in cool, dark, dry area.





Prairie Blazingstar

One of the most spectacular and majestic of the prairie plants. Large spikes of tightly bunched magenta flowers bloom from the top to the bottom of the stalk. An excellent cut or dried flower. Grows 3-4' tall.

Instructions -Germination is increased by a 30-day cold treatment in slightly damp paper towels in a plastic bag in the refrigerator. Seed can also be directly sown into a prepared seedbed in fall, or in early- to mid-spring. Requires a rich loam, clay, or slightly moist sandy soil. Start seeds indoors 6-8 weeks before planting outside. Plant seeds 12-15" apart. Full sun.

To save seeds, gently rake the seed pod to release seeds. Store in a cool, dry place.




Cardinal Climber

The bright cardinal-red flowers of this vine bloom from early summer until frost and have emerald-green leaves. While this climber is loved by gardeners, it is also irresistible to hummingbirds. The vigorous vines will climb 10-15' if given room on trellises and arbors and are well-suited to being grown in containers. Half-hardy annual. **Although frequently visited by hummingbirds, the plants, seeds, and foliage of this variety are all poisonous —please use caution.**

Instructions - Plant seeds outdoors after the last frost. Sow 1/2" deep, 4-6" apart. Seeds can be slightly chipped and soaked in warm water for 24 hours before planting for better results. Prefers full sun and moist average soil.

Once the flower is pollinated, a bulge will form at the base and the petals will wilt and fall off. Wait for the bulge to turn brown and "crispy," then crack open the pod to reveal small black seeds. Store in a cool, dry place.






Bird and Butterfly Mix

This annual and perennial mixture of flowers will provide nectar to many species of butterflies, including brushfoots, monarchs, skippers, sulphurs and swallowtails. Some of these plants will also provide food for butterfly larvae.

Instructions - Sow seeds outdoors 1 to 2 weeks before your average last frost date. Mix the seed with some sand or sawdust, broadcast the seed, and then go over the area with a rake to work the seed into the soil a little.

Varieties include:

Candytuft, Wallflower, Larkspur, Lupine, Gayfeather, Coneflower, Blanketflower, Aster, Cornflower, Poppy, Indian Blanket, Sage, Coreopsis, Godetia, Mint, Mexican Hat, Sweet Alyssum, and Black-Eyed Susan. Seed saving techniques will vary based on flower.





Free Webinars!

Teaming with with Wisconsin Public Libraries, gardening expert Melinda Myers with sponsor, We Energies, will provide free gardening webinars and activities that the Wisconsin Public Libraries can use from April to June. Webinars can be registered for at:


www.melindamyers.com

Webinars include:

April 2, 2025, 6:30 p.m. - Container Gardens for Sun and Shade

May 7, 2025, 6:30 p.m. - Vertical Gardening

June 4, 2025, 6:30 p.m. - Attracting Hummingbirds





Helpful Resources

On the Web

- www.tbscottlibrary.org/seed-library
Visit the T.B. Scott Free Library's website for a list of recommended seed saving books and more.
- <https://hort.extension.wisc.edu/ask-a-gardening-question/>
Visit the UW Extension "Ask the Gardener" web page to submit your gardening questions to be answered by UW-Extension county-based educators, specialists, or Master Gardeners.
- www.seedsavers.org
Visit Seed Savers Exchange website to find more information about the variety of seeds we selected and others.

Local Contact:

- Art Lersch, Area Extension Director (Langlade, Lincoln, Price, Taylor Counties). Art is able to help get you answers for your gardening needs, including pest control, seed saving, fertilizer, etc. Contact via email, art.lersch@wisc.edu or phone, 715-539-1075
- T.B. Scott Free Library offers a variety of gardening and heirloom seed books.



T.B. Scott Free Library
106 W. 1st St.
Merrill, WI 54452
715-536-7191
www.tbscottlibrary.org

*Produce photos and seed information,
courtesy of **Seed Savers Exchange**,
www.seedsavers.org*

